

→ CPH FACTS & FIGURES 2022

CPH

CLIMATE EFFORTS

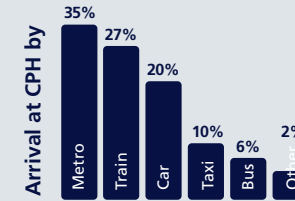
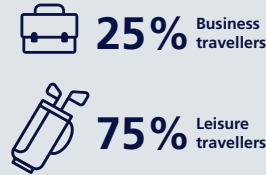
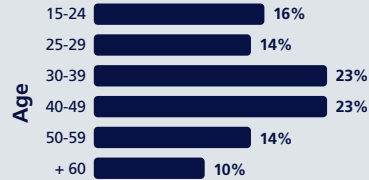
14,870 m²
solar panels installed

1.57 GWh electricity produced



ACA 4+ Airport Carbon Accredited

PASSENGER PROFILE



40% Travel with another person

42% Travel alone

18% Travel in group of more than 2 persons

CARGO

9,828
cargo flights (only)

301,000
with tonnes of cargo

HOTELS & PARKING

988 hotel rooms
& 2,500m² conference capacity

15,127 parking spaces

PASSENGER INFO




22,1 mio
passengers in 2022

SUN DAY
24th July 2022

Busiest day with **89,211** passengers

60,666
average passengers per day



SEAMLESS AIRPORT



65 Self-service bag drops

107 Self-service check-in

26 Self-service baggage tag kiosks

Self-service check-in **23%**

Check-in at counter **25%**

Check-in online **51%**

One roof terminal Centralised Security

36% travelling with hand luggage only

Skytrax 2022 Best Airport Immigration Services

EMPLOYEES



2,440 airport employees

16,419 ID Card holders

The largest work location of Denmark

DIGITAL PASSENGER SERVICE



5,6 mio visitors at CPH.dk

1,4 mio APP users

217,000 SoMe followers

AVIATION

161 destinations

Top 4 destinations



1. Spain 2,2 mio passengers
2. Great Britain 2 mio passengers
3. Norway 1,9 mio passengers
4. Germany 1,6 mio passengers

317 routes

59 airlines

73% average load factor

202,232 flights
Departing & arriving

CASC SHOPPING



72 Retail shops

10 Convenience shops

6 TaxFree shops

42 Food & Beverage units

Winner of 2022 Retail Travel Award in category 'Best Airport for Sense of Place'